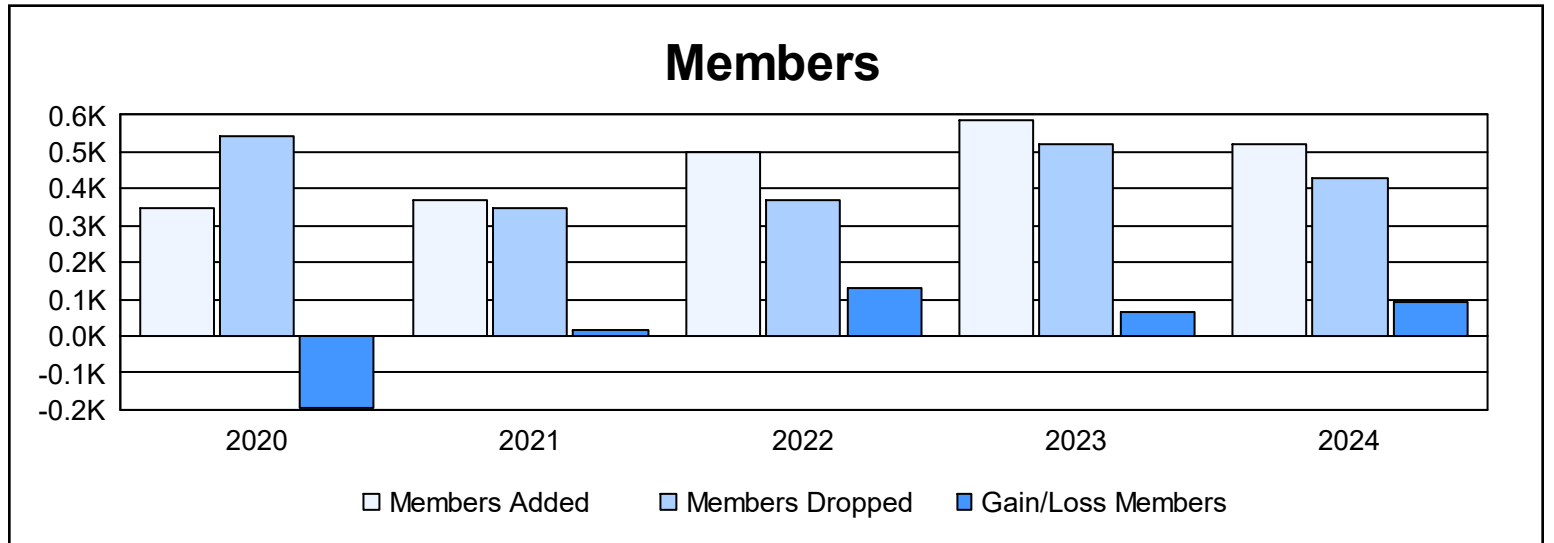
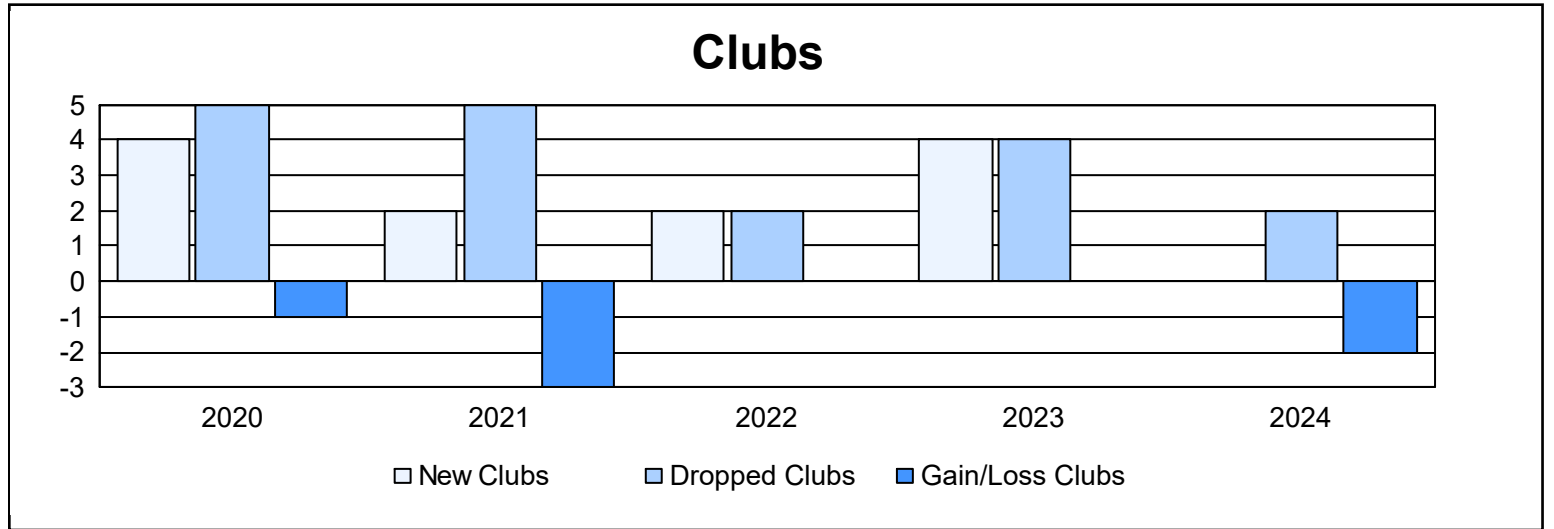
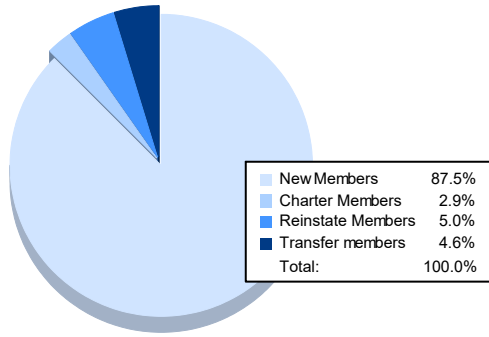


Year	New Clubs	Dropped Clubs	Gain/ Loss Clubs	New Members	Charter Members	Reinstate Members	Transfer Members	Total Member Added	Total Members Dropped	Gain/ Loss Members
2019-2020	4	5	-1	257	72	8	9	346	542	-196
2020-2021	2	5	-3	293	49	15	11	368	350	18
2021-2022	2	2	0	399	57	39	6	501	370	131
2022-2023	4	4	0	401	122	55	9	587	520	67
2023-2024	0	2	-2	456	15	26	24	521	429	92
<b>Average</b>	<b>2</b>	<b>4</b>	<b>-1</b>	<b>361</b>	<b>63</b>	<b>29</b>	<b>12</b>	<b>465</b>	<b>442</b>	<b>22</b>



### Membership Composition June 2024 Cumulative



### Gender Composition June 2024 Cumulative

